



NOW COMMENCING
LOCKDOWN





Contents in the box

- 6 market indicators
- 8 secret objective cards
- 36 bidding cards
- 72 market cards

Objective


COVID-19 has begun spreading around the globe, and so has panic buying as lockdown commences. Shelves in supermarkets around the globe are being stripped of essentials such as food, hand sanitiser, face masks and toilet paper. It is every person for themselves as you all gather supplies to try to survive the pandemic, while also trying to avoid the virus! Choose your supplies carefully, and remember no sharing. See if you can collect the most points by the time the shelves are emptied for the last time.

Set up

1) Give each player a set of bidding cards, the number in each set will depend on the number of players in the game and is shown in this table.

No. of players	2	3	4	5	6
No. of cards	3	4	4	5	6

2) Shuffle the market cards then place them and the market indicators as shown below. Market indicators is also determined by the table above.



- 3) Have all players randomly select a secret objective card, which they should keep hidden from other players until the end of the game.
- 4) Draw and place the appropriate number of market cards to fill the market line-up.
- 5) If a red card is drawn in this initial draw, shuffle it back into the market card deck and draw a different card to replace it in the market line-up, as a red card cannot be a part of the first round.

How to play

In Lockdown there are no turns, only rounds. At the start of each round players will secretly select which card they would like from the market line-up by placing their corresponding bidding card face down in front of them.



Once all players have a bidding card face down in front of them, everyone simultaneously reveals their cards. Now one of two things may occur:

- If two or more players picked the same market card, no one gets it and the card must be discarded into the discard pile.
- If you are the only player to pick a market card, then take it from the market line-up and place it face up in front of you. If the card you have picked is an action card, indicated by a star in the upper left-hand corner of the card, then you must follow the instructions on the bottom of the card.

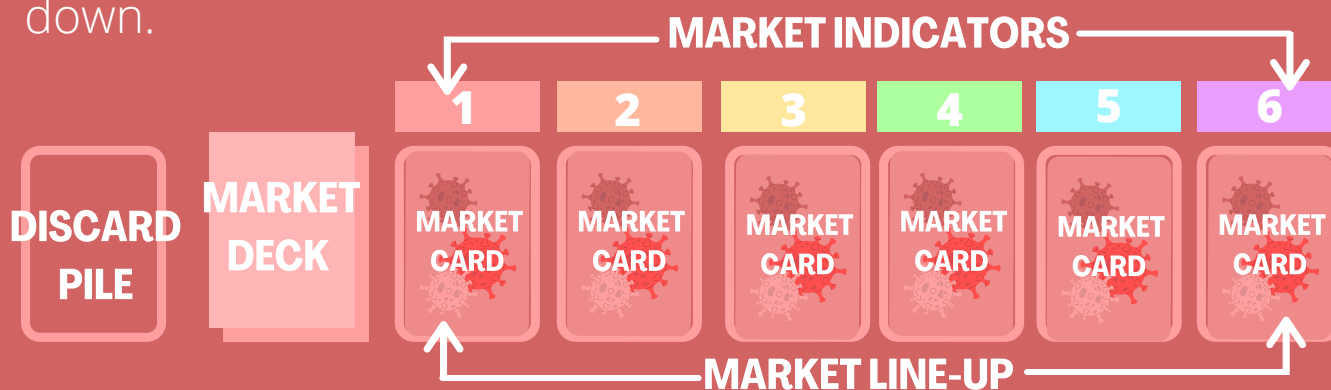


When all picked cards have been taken, and action cards have been played the round is over. To start the next round, replenish the market line-up with cards from the market pile. If no red cards are drawn onto the market line-up, then play continues just like the previous one.

RED CARDS

If one or more red cards are drawn onto the market line-up then the card picking process becomes blind until the red card is either discarded or picked up by a player.

This is done by picking up the market line-up (cards in positions 1-6 in diagram) and shuffling just those cards and placing them back on the market line-up but this time face down.



Players then continue play as before, secretly selecting a card and then revealing their selection simultaneously.

- If two or more players pick the same market card, it is discarded into the discard pile, whether it was a red card or a normal card.
- If you are the only player to pick a market card, it is yours and should be placed face up in front of you. If the card is an action card, play the action by following the instructions on the card.




If the red card is picked up by a player or discarded, the market may be returned to normal. Flip all cards in the market line-up over and replenish the line-up, resuming play as normal only returning to a blind market when a red card comes into the line-up.

If the red card is not revealed in this round, then the market must continue blind until all red cards are out of the market line-up. To start a new round, like this you must replenish the line-up face down and shuffle the cards in the market line-up and place them face down on the market. Carry out play like the previous round, and continue like this until there are no red cards in the line-up.

ENDING THE GAME

The game ends when there are not enough market cards to fill the market line-up. At which point each player counts up their points, which are shown on the bottom of the market cards, including any additional points they got by achieving their secret objective cards. The player with the most points wins! In the event of a tie, the player with the most individual cards wins. If this still results in a tie, both players share the victory.

MARKET CARD



CARD POINTS


POINT INSTRUCTIONS

SECRET OBJECTIVE CARD



CARD POINTS

OBJECTIVE INSTRUCTIONS



RULES

1. All cards you own must remain face up in front of you for the rest of the game and are open knowledge.
2. Cards with actions can only be activated when you take them from the market line-up. If you get an action card from another player, the discard pile or the market pile the actions on the card are not active and cannot be used, though the points still count towards your final score.
3. If one or more red cards are in the market line-up, then the market must be blind.

**THE ONLY THING LEFT TO DO IS GO PLAY!
GOODLUCK ON YOUR PANIC BUYING
JOURNEY!**

